

**e-future PYP Readers**

**LEVEL 1-4**

# Table Manners



**Edward Zrudlo**

**A Write the correct word for each definition.**

shine

share

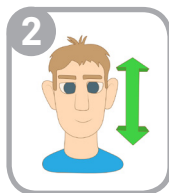
igloo

instructions

task

wings

nod



1. igloo : a house made of blocks of snow or ice
2. nod : to move your head up and down as a way of saying "yes"
3. share : to have or use something together with others
4. wings : the parts of an animal's body that are used for flying
5. task : a piece of work that has been given to someone; a job
6. shine : to have a smooth, bright surface that gives off light
7. instructions : statements that describe how to do something

**B Complete the sentences with the correct words from A. Change the form if needed.**

1. Mrs. Staedler nodded her head and said, "Yes."
2. Their task was to draw their own pictures by themselves.
3. Next class, they need to follow instructions and do individual drawings.
4. Carlos was lying on the art table that he and his friends were sharing.
5. Jackson's problem is that his dragon's wings don't fit.

**C Write the correct word to complete the sentence.**

against

of

by

to

off

1. "Could you explain your picture to me?" said Ms. Staedler.
2. The word "individually" means "by yourself."
3. The tooth fairy is riding a big dragon so she can carry lots of teeth.
4. Lying on the table is against the rules.
5. Ms. Staedler asked Carlos to get off the table.

**D Circle the correct words and complete the sentences.**

**-ed and -ing adjectives**

Many *-ed* and *-ing* forms can be used as adjectives. The *-ed* form says how someone feels. The *-ing* form says what makes them feel that way.






- "It's very good," she said, suddenly **interested** in the drawing.  
= The drawing was **interesting**.
- When she answered the question, Ms. Staedler sounded **confused**.  
= The question was **confusing**.

*bored / boring   surprised / surprising   tired / tiring*  
*amazed / amazing   excited / exciting*

[Sample answers]

1. A subject that I think is ( interested / interesting ) is English.
2. I feel ( bored / boring ) when I have to wait for the bus.
3. I was ( amazed / amazing ) when I met my favorite singer.

**A** Circle T for true or F for false.

1.  Ms. Staedler said the children's picture was good. (T) / F
2.  Carlos's task was to make the castle shine. (T) / F
3.  Each child was drawing the same thing. T / (F)
4.  Ms. Staedler already knew about tooth mice. T / (F)
5.  The children were told to work on the same picture together. T / (F)

**B** Circle the right answer and write it in the blank.

1. Mika was drawing the tooth mouse .  
~~the tooth mouse~~ / the tooth fairy
2. Ha Na was drawing the castle .  
dragon / ~~castle~~
3. Jackson wanted to tape two pieces of paper together.  
crayons / ~~pieces of paper~~
4. The children's task was to draw their houses .  
~~houses~~ / families
5. Jackson said he was going to live in an igloo tomorrow.  
a castle / ~~an igloo~~

**C** Fill in the chart with the correct people and/or things.

1. **She** tells Carlos he can't lie on the table.
2. Jackson says **they** don't fit on the paper.
3. The tooth mouse pulls **it**.
4. **They** are what the White Castle is made of.
5. **It** broke Mika's house.
6. **She** is adopted and has new parents.

Who or What?

Mrs. Staedler / the teacher

his/the dragon's wings

the tooth wagon

children's teeth  
(that fell out)

the earthquake

Mika

**D** Summarize the story. Write 1 or 2 words in each blank.

*Beginning*

The four children were working on a picture together. Carlos was lying on the table so he could fit, but the teacher said it was against the rules.

*Middle*

Ms. Staedler asked them to explain the picture. They tell her that they're drawing a White Castle made from kids' teeth. It also shows the tooth fairy riding a dragon, and the tooth mouse with the tooth wagon. Jackson wants another piece of paper so his dragon's wings will fit.

*End*

Ms. Staedler tells the kids their task was to draw their own houses. She says they have to follow instructions next time.