

Title: From Trees to Paper

Word Study

A. Fill in the blanks using the words.

rolls	logs	bark	paper
-------	------	------	-------

1.



We use paper for many different things.

2.



Workers cut the trees into logs.

3.



Workers take the bark off of the logs.

4.




The workers put the pulp onto big rolls.

Reading Comprehension

B. Circle Yes or No.

1.



Lumberjacks cut down all of the trees in the forest.

Yes

No

2.



The workers throw the bark away.

Yes

No

3.




Each wood chip is smaller than a child's hand.

Yes

No

4.



The pulp dries quickly.

Yes

No

C. Choose the best answer.

1. What happens first?



a. Bark is removed from the logs.

b. Lumberjacks cut down the tall trees.

c. Wood chips are put in water.

d. The pulp is dried on rolls.

2. What happens after the logs are made into wood chips?




a. The wood chips are made into paper.

b. The bark is removed.

c. The wood chips are changed into pulp.

d. The wood chips are dried.

3. When is color added to the process?



a. When the pulp is wet

b. After the pulp has dried

c. Before the logs are cut into wood chips

d. Before the wood chips are put in water

4. How does the pulp dry?



- a. It is spread on the ground in a thin layer so the sun can dry it.
- b. It is put in a drying machine.
- c. It is put onto big rolls, and machines blow hot air onto the rolls.
- d. Workers hold tools that blow hot air onto the pulp.

Summary

Fill in the blanks with the words.

chips	lumberjack	pulp	mill
-------	------------	------	------

We use paper every day. We write and paint on it. We dry our hands with it. We use it to make books. Do you know how paper is made? Paper is made from trees. A 1) lumberjack cuts down trees. The trees are cut into logs and taken to a paper 2) mill. Workers cut the logs into smaller logs and take off the bark. The small logs are put into a wood chipper. The wood chipper cuts the logs into small 3) chips. Workers put the chips in water. The chips and water go around and around to change into a 4) pulp. Sometimes, color is added to the wet pulp. The pulp is put onto big rolls to dry. Machines blow hot air onto the rolls. When the pulp is dry, it is paper. It is a lot of work to make paper!