


## Title: From Fruit to Juice

### Word Study

#### A. Read and write.



#### Word Box

juice

squeeze

skin

orange

#### B. Fill in the blanks using the words.

bugs

juice

skins


squeeze


cup


1. Take the skin off, and \_\_\_\_\_ the orange.  
*to press something hard*
2. Men and women look at the orange \_\_\_\_\_.  
*the outside part of fruit*
3. Have a \_\_\_\_\_ of juice!  
*something you drink from*
4. Brown oranges may have \_\_\_\_\_ on them.  
*a small animal*
5. Cold \_\_\_\_\_ is good on a hot day.  
*liquid that comes from fruit*

## Reading Comprehension

### C. Write the missing words in each sentence.

1.	oranges, kids, cold
	<p>_____ love to drink juice.</p> <p>_____ juice is good on a hot day.</p> <p>We can make juice from _____.</p>

2.	brown, women, skins
	<p>Men and _____ take oranges from trees.</p> <p>They look at the _____.</p> <p>They do not keep _____ oranges because they may have bugs.</p>

3.	squeeze, juice, cup
	<p>To make _____, take the skin off.</p> <p>Then _____ the orange to get all the juice out.</p> <p>Drink a _____ of juice!</p>

### D. Read and write the correct letter.

1. Have a cup of juice.
2. They take the oranges to town.
3. Squeeze the orange.
4. Take the skin off.
5. Men and women take oranges from trees.


A 	B 	C 	D 	E 
------------------------------------------------------------------------------------------	------------------------------------------------------------------------------------------	------------------------------------------------------------------------------------------	-------------------------------------------------------------------------------------------	--------------------------------------------------------------------------------------------