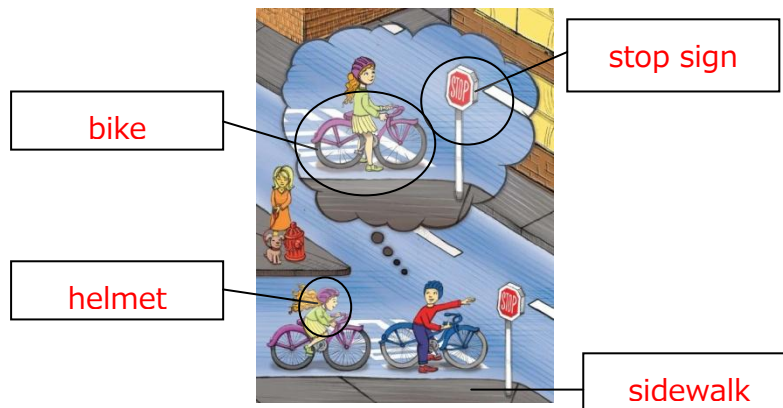


Title: Be Careful

Word Study

A. Read and write.



Word Box

helmet stop sign sidewalk bike




B. Fill in the blanks using the words.

drives sidewalk helmet library subway

1. "Wear a helmet on your head."
a hard hat for the head
2. Jack and Andy wait for the subway.
underground trains in a city
3. Jack and Maya walk to the library.
a place with books where people can use them
4. Jack's brother drives a car.
to move a car
5. "Walk on the sidewalk."
a path by a street for people to walk on

Reading Comprehension






C. Write the missing words in each sentence.

1.	light, cross, sidewalk
	<p>Jack and Maya walk on the <u>sidewalk</u>.</p> <p>They go to the library. They wait for the <u>light</u>.</p> <p>Then they <u>cross</u> the street.</p>
2.	line, behind, wait
	<p>They <u>wait</u> for the subway.</p> <p>Jack says, "Be careful! Stand <u>behind</u> the yellow <u>line</u>."</p>
3.	street, careful, cars
	<p>They walk to the park. Jack is not <u>careful</u>.</p> <p>His friends say, "Look for <u>cars</u>."</p> <p>Then cross the <u>street</u>!"</p>

D. Read and write the correct letter.

1. "Wear a helmet on your head."
2. "Stand behind the yellow line."
3. Jack and Molly walk to school.
4. "Be careful, Jack!" his friends say.
5. "Let people cross the street."

D
C
B
E
A

A 	B 	C 	D 	E 
--	--	--	---	--