

Alpha Readers




Trail Riding



Written by Jack Hastings
Photography by Michael Curtain

Word Study

A Match words and pictures and write.



Word Box

boots
saddle
stirrups
helmet
reins
bridle

B Read and match.

1. I ate too much. **So** I got sick.

2. I am hungry. **But** there's nothing to eat.

2. I got the birthday cake. **so** I went to bed.

4. Max got the leash. **And** I get the presents.

5. I was tired. **Then** we took a walk.

Comprehension

C Write the numbers in order so the story makes sense. Then draw lines and write.

1. Dad got the horses for the trail ride.

5. Everyone go on the trail ride.

2. After the trail ride, horses need a drink and a rest.

3. I help dad. I put the bridles on the horses.

4. Dad helps everyone to get on their horses.

D Complete the sentences using the words from the boxes.

Conjunction

when ~~so~~ then and

Preposition

~~along~~ onto down over

1. Dad tightens the saddles so that they don't slip.

2. Dad checks the stirrups. Then we go on the trail ride.

3. We ride down the hill.


4. We ride over the stream.

5. We ride along the road.

6. We ride onto the beach.

7. When we got back the horses are tired. And so do we.

A Match words and pictures and write.



Word Box

boots
saddle
stirrups
helmet
reins
~~bridle~~

B Read and match.



1. I ate too much. ● ——— ● **So** I got sick.



2. I am hungry. ● ——— ● **But** there's nothing to eat.




3. I get the birthday cake. ●

● **So** I went to bed.




4. Max got the leash. ●

● **And** I get the presents.








5. I was tired. ●

● **Then** we took a walk.



C Write the numbers in order so the story makes sense. Then draw lines and write.

<div style="border: 1px solid black; padding: 5px; width: 40px; text-align: center; margin-bottom: 10px;">1</div> 	• _____ •	Dad got the horses for the <u>trail ride</u> . <i>trail ride</i>
<div style="border: 1px solid black; padding: 5px; width: 40px; text-align: center; margin-bottom: 10px;">5</div> 	• _____ •	Everyone <u>go on</u> the trail ride. <i>go on</i>
<div style="border: 1px solid black; padding: 5px; width: 40px; text-align: center; margin-bottom: 10px;">2</div> 	• _____ •	After the trail ride, horses need a drink and a <u>rest</u> . <i>rest</i>
<div style="border: 1px solid black; padding: 5px; width: 40px; text-align: center; margin-bottom: 10px;">3</div> 	• _____ •	I help dad. I put the <u>bridles</u> on the horses. <i>bridles</i>
<div style="border: 1px solid black; padding: 5px; width: 40px; text-align: center; margin-bottom: 10px;">4</div> 	• _____ •	Dad helps everyone to <u>get on</u> their horses. <i>get on</i>

D Complete the sentences using the words from the boxes.

<div style="background-color: #4a7ebb; color: white; padding: 5px; margin-bottom: 5px;">Conjunction</div> <div style="border: 1px solid black; padding: 10px; display: flex; justify-content: space-around;"> when so then and </div>	<div style="background-color: #4a7ebb; color: white; padding: 5px; margin-bottom: 5px;">Preposition</div> <div style="border: 1px solid black; padding: 10px; display: flex; justify-content: space-around;"> along onto down over </div>
---	---



1. Dad tightens the saddles so that they don't slip.
2. Dad checks the stirrups. Then we go on the trail ride.
3. We ride down the hill.
4. We ride over the stream.
5. We ride along the road.
6. We ride onto the beach.
7. When we got back the horses are tired. And so do we.