

Level 1. Monsters

Alpha Readers

Monsters

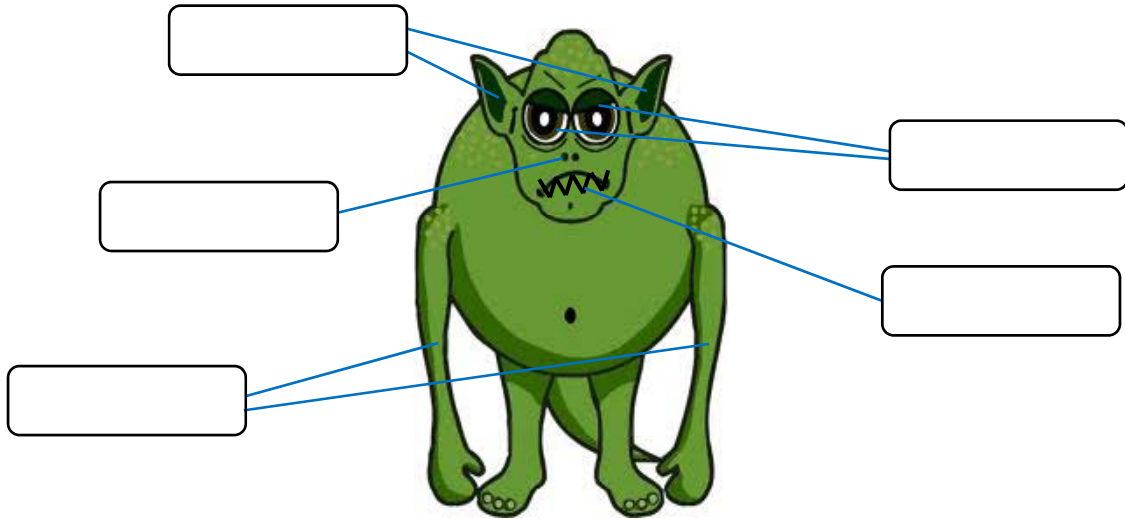


Written by Sarah Prince


Illustrated by Marjory Gardner


A Look at the monster. Write the name of each body part.

ears eyes nose arms teeth




B Circle the correct ending to make a word. Then write the word on the line.

 → + = _____
 = _____

 + = _____
 = _____

 + = _____
 = _____







 + = _____
 = _____

 + = _____
 = _____






C Match two parts to make a sentence. Then fill in the blanks with the correct words and read the sentences.

arms nose teeth ears eyes

hear eat see smell grab

 I have big <u>eyes</u> •	• to <u>see</u> everything. 
 I have big _____ •	• to <u>see</u> everything. 
 I have a big _____ •	• to _____ everything. 
 I have big _____ •	• to _____ everything. 
 I have big _____ •	• to _____ everything. 

D Circle three words about **eyes**. Then write the sentences using the same pattern in the example.

<p>My eyes</p> <p>Ex) I have two eyes to <u>see</u>.</p> <p>_____</p> <p>_____</p>	 wink  see  hug  cry  blow
---	---