

# Alpha Readers



## Making Pizza



Written by Sarah O'Neill  
Photography by Michael Curtain

**A** Look at each picture. Circle the two words that describe it.  
Then write the name on the lines.

Word Box pizza base, tomato sauce, olives, salami, cheese, green pepper



1 pink hard round

salami



3 pink round soft



4 green long shiny



6 big black small











2 soft white big









5 red sour sweet

**B** Write the letters 'a', 'i', 'o' or 'e' to finish the word.





	pizz <u>a</u>		sauc _
	mak _		salam _
	zebr _		chees _
	kiw _		tomat _

**C** Write the numbers in order so the story makes sense. Then draw lines and write.

<input type="text"/>		•	Put the cheese on the _____.
1		•	_____ the olives on the pizza.
<input type="text"/>		•	Put the _____ on the pizza.
<input type="text"/>		•	Put the tomato sauce on the <u>pizza base</u> .
<input type="text"/>		•	Put the _____ peppers on the pizza.
<input type="text"/>		•	_____ the pizza in the oven.

*pizza*  
*Put*  
*salami*  
*pizza base*  
*green*  
*Cook*

**D** Read the story again. Complete and write each sentence.

1. Get the pizza _____ . base basis		2. Get the _____ . cheetah cheese	
3. Get the _____ peppers. ball bell		4. _____ at the pizza. Look Lock	

**D** There are certain orders to cook. Fill in the blanks.

Word Box    cook    eat    get the ingredients

