

Level 1. Making Lunch

# Alpha Readers







## Making Lunch



Written by Jenny Feely

Illustrated by Bettina Guthridge

# A Match and write.

1		•	•	<u>soup</u>
2		•	•	<u>fruit salad</u>
3		•	•	<u>sandwich</u>
4		•	•	<u>eat</u>
5		•	•	<u>lunch</u>
6		•	•	<u>orange juice</u>

# B Write the correct contractions.

## Contractions

You can put two words together to make one shortened form.  
Ex.) She is → **she's**

- 1 You are eating lunch. → **You're** eating lunch.  
(You're You'e)
- 2 She is too busy now. → **She's** too busy now.  
(She's She's)
- 3 It is very hot to drink. → **It's** very hot to drink.  
(It's It's)
- 4 I am making fruit salad. → **I'm** making fruit salad.  
(I'm I'am)

### C Complete the chart.

Who were in the story? <u>Uncle Vin</u> , Sam, and <u>Anna</u>	Where did the story happen? in the <u>house</u>
Title of the book <u>Making</u> <u>Lunch</u>	
What did the children say? "Not me! <u>I'm too busy</u> " they said when Uncle Vin asked for help.	What did they do at the end? Sam and <u>Anna</u> helped Uncle Vin make <u>lunch</u> .

### D Complete the sentences using the same pattern.

sandwiches

soup

fruit salad

pizza

Ex.) You were too busy to help me make orange juice.



1. You were too busy to help me make fruit salad.



2. You were too busy to help me make sandwiches.



3. You were too busy to help me make soup.



4. You were too busy to help me make pizza.

