

Alpha Level 3









Making Bread




Retold by Sarah O'Neil
Illustrated by Marjory Gardner

A This is the ingredients to make bread. Look at the picture and write.


	_____	1 teaspoon of salt	_____
	_____	oil	_____
tablespoon	_____	sugar	_____
	_____	flour	_____
tablespoon	_____	yeast	_____
	_____	water	_____
cup	_____		_____
	_____		_____
tablespoon	_____		_____
	_____		_____
cup	_____		_____
	_____	1 1/4	_____

B Fill in the blanks and complete the puzzle.



Across

1. a ____ of oil
2. He ____ed the sandbag.
3. ____ is used to make bread rise.



Down

1. I have a ____ nose.
2. There's a car ____.
3. What a big ____!
4. ____ the gray button!
5. a ____ of gumdrops



C

Read each statement. Check true or false.

True False

1. We mixed yeast and the salt.
2. After 10 minutes the mixture had lots of bubbles.
3. We kneaded and bashed the bread dough and left it in the cold place for 10 minutes.
4. Everyone made bread animals and our teacher put them in the oven.
5. Everyone could tell which animal they had made.

☐ ☐
☐ ☐
☐ ☐
☐ ☐
☐ ☐

D

Write the numbers in order so the story makes sense. Then fill in the blanks.

Word Box

punched, get the air out , kneaded, had made, put in, looked funny, went runny, tasted great

☐


We _____ the dough.

☐

1




The yeast and sugar mixture _____

☐


When the dough got bigger, we _____ the dough to _____.

☐


We _____ the flour and the salt.

☐


The bread animals _____ but they _____.

☐


We _____ bread dough.