

Level 1. Big and Small


# Alpha Readers

Big and Small




Written by Mary-Anne Creasy  
Photography by Michael Curtain


**A** Choose the correct letters to make a word. Then write the word on the line.

h         et  
 k     at

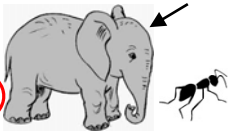
\_\_\_\_\_ hat \_\_\_\_\_

sk         arf  
 sc     irf


\_\_\_\_\_ scarf \_\_\_\_\_

k         out  
 c     oat

\_\_\_\_\_ coat \_\_\_\_\_


v         ig  
 b     ieg


\_\_\_\_\_ big \_\_\_\_\_


sm         all  
 sn     ell


\_\_\_\_\_ small \_\_\_\_\_

**B** Circle and write the correct word in the blank.


two     too    She likes bananas. I like bananas, too. 

two     too    I have two eyes. 

two     too    Here are two pencils. 

two     too    This chair too small for me. 

**C** Choose and write the words to make a sentence.



This coat is too big.



This hat is too small.



This scarf is too small.



This scarf is too big.

**D** What is too small for you? Draw and write the sentence.

A drawing of a white t-shirt is centered on a notepad page. To the right of the notepad is a large orange pencil with a yellow eraser. Below the t-shirt, a grey box contains the sentence: 'This t-shirt is too small.'